

[En français](#)  
[español](#)  
[português](#)  
[Arabic](#)



**Global Research.ca**  
Centre for Research on Globalization

[www.globalresearch.ca](http://www.globalresearch.ca)
[About](#)
[Contact](#)
[Online Store](#)

July 6, 2007

New presidential directive gives Bush dictatorial power

## Israel's Roaring Economy

by Prof. Shimshon Bichler and Prof. Jonathan Nitzan

Global Research, July 6, 2007

 [Email this article to a friend](#)  
 [Print this article](#)

### The Puzzle

Many observers of the Israeli scene have been perplexed by the country's apparent resilience to bad political news. The headlines of late seem uniformly dreadful. While the country is still licking its wounds from a botched, if not humiliating, war with Hezbollah, the Palestinian territories again slide into turmoil, and the experts rumour yet another conflict with Syria. The U.S. entanglement in Iraq and Afghanistan is only getting deeper, and many speak of an imminent attack on Iran with untold regional consequences. Israeli politicians and public officials – from the president, through the prime minister, to the chief of staff, to the justice minister – have been embroiled in corruption and other scandals. The courageous capitalist media routinely expose government officials as incompetent crooks and the Israeli Parliament as an irrelevant institution.

And yet none of these headlines seem to impact the economy. It's roaring.

Local commentators have been trying to make sense of this apparent puzzle for over a year now. Most point to the effect of liberal globalization. The long fight for sound finance, they say, is finally bearing fruit. The government was forced to rein in its spending, and the consequent emergence of budget surpluses now helps free scarce resources for more productive private use. In parallel, free trade and capital decontrols attract global investors, while allowing Israeli capitalists to link up with the rest of the world. Laissez faire has arrived in the Holy Land: the country's political folly and its security roller coaster no longer matter for its 'economy'.<sup>[1]</sup>

Foreign analysts offer other explanations. For Thomas Friedman of The New York Times, the secret lies in the Israeli genius.<sup>[2]</sup> The imagination, innovation and flexibility of the country's citizens, bolstered by higher education and government support for entrepreneurship, help Israel adjust and respond to an ever-changing world. Prosperity, according to Friedman, comes from the head.

Social critic Naomi Klein snubs Friedman.<sup>[3]</sup> Israel's soaring stock market and China-like growth rates, she argues, are fuelled not by the country's human capital, but by its mutating war economy. Military calamities, terrorism and counterterrorism offer an ideal environment for developing and testing weapons of oppression. Israel has become a big laboratory for such weapons. It develops and tests the hardware and software of violence – against its Arab neighbours and against the Palestinian population – and then sells them to the rest of the world. Economic prosperity thrives on political crisis.

### The Historical Context

These explications, whether plausible or not, all fall into the same trap: they believe the capitalist media. They rush to explain why the Israeli economy is roaring without ever stopping to ask whether it is roaring.

Granted, the latter question is not as exiting as the former. But since everyone seems to take the 'boom' for granted, we thought it might be a good idea to check the facts. Just to be on the safe side.

[Home Page](#)  
[Latest News/Top Stories](#)  
[USA](#)  
[Canada](#)  
[Latin America & Caribbean](#)  
[Europe](#)  
[sub-Saharan Africa](#)  
[Russia and FSU](#)  
[Middle East](#)  
[Oceania](#)  
[South & East Asia](#)  



---

[US War Agenda](#)  
[Global Economy](#)  
[Crimes against Humanity](#)  
[Environment](#)  
[Biotechnology and GMO](#)  
[Militarization and WMD](#)  
[Oil and Energy](#)  
[Police State](#)  
[Women's Rights](#)  
[9/11 & 'War on Terrorism'](#)  
[Media Disinformation](#)  
[Politics and Religion](#)  
[United Nations](#)  
[Law and Justice](#)  
[Science and Medicine](#)  
[Intelligence](#)

[Archives](#)  
[Author Index](#)  


[Global Research RSS Feed](#)

[America's "War on Terrorism"](#)



by Michel  
Chossudovsky  
also available in pdf format

The Globalization  
of Poverty



by Michel  
Chossudovsky  
now available in pdf format

Celsius 911  
World Takeover  
& the War of Terror

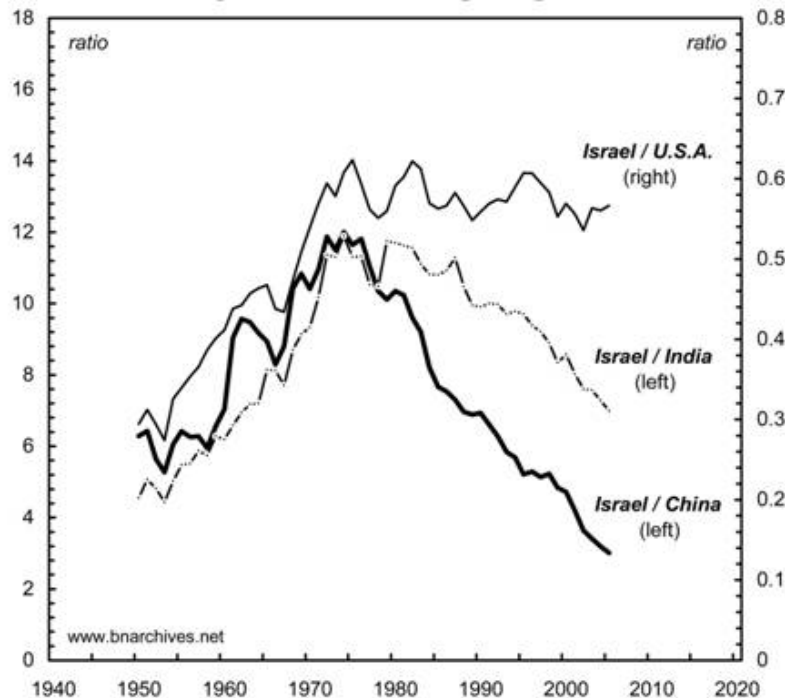


Produced by  
Jeremy Wright

So, is the Israeli economy roaring?

Clearly, the answer cannot be decided on the basis of last year's performance or the most recent quarter. Israel and the region have been in turmoil for decades, so economic performance, too, must be put in historical context. This is what we do in Figure 1.

Figure 1: Relative GDP per Capita



NOTE: GDP per capita is measured in constant 1990 International Geary-Khamis dollars that represent purchasing power parity (PPP). Data for 2004-5 are measured in constant 2000 \$US and spliced with prior observations.

SOURCE: Angus Maddison, [World Population, GDP and per Capita GDP, 1-2003 AD](#); [World Development Indicators](#).

The chart focuses on GDP per capita, expressed in constant prices and rebased to purchasing power parity. This measure is constructed in several steps. First, the statisticians estimate, for every year, the country's gross domestic product, or GDP, expressed in prices prevailing in some base year. This estimate – which economists call 'real' GDP – supposedly represents the aggregate 'quantity' of newly produced goods and services (in contrast to 'nominal' GDP, which represents both the prices and quantities of production).

Next, the statisticians rebase the country's 'real' GDP so it conforms to an international standard of purchasing power parity (PPP). Since different countries produce and consume different 'baskets' of goods and services, their 'real' GDP levels are not readily comparable. The purpose of the PPP conversion is to enable such comparison. To achieve this conversion, the statisticians make the hypothetical assumption that all countries produce the same international basket. They then impute to each country the level of 'real' GDP it could achieve if it were to produce not its own goods and services, but those included in the international basket.

Finally, the statisticians divide the country's 'real' GDP in PPP terms by the size of its population. The result is GDP per capita in constant prices expressed in purchasing power parity. Economists use this latter measure to assess a country's average productivity and average standard of living – both over time and in comparison with other countries.

Before turning to the data, we should note that these conventional measurements of 'productivity' and the 'standard of living' are highly problematic, both conceptually and empirically. And the same is true for the common emphasis on 'aggregates' and 'averages' – emphasis that serves to ignore and conceal distribution and the underlying structure of the political economy. We nonetheless stick

here to standard practices so that we can question the conventional creed on its own terms.

Figure 1 compares the per capita performance of Israel with three countries: China, India and the United States. We do so by plotting three series, each of which expresses the ratio between Israel's per capita GDP and the per capita GDP of one of these three countries.

The overall picture points to the mid 1970s as a clear watershed. During its so-called 'socialist' period, Israel outperformed. After the 1977 rise of Likud and the arrival of 'liberalism', Israel lagged.

The two lower series, plotted against the left-hand scale, track Israel's performance relative to China and India. We can see that Israel's per capita GDP was roughly 6 times China's in the early 1950s, and that this ratio doubled, to about 12, by the mid 1970s.

From that point onward, though, the process inverted. China's per capita GDP soared, Israel's lingered, and the ratio between them dropped precipitately. In 2005, Israel's per capita GDP was only 3 times bigger than China's, representing a four-fold relative decline since the mid 1970s.

A similar development, albeit less dramatic, is evident from the comparison with India. Here, too, Israel outperformed till the mid 1970s, after which the process went into reverse.

Seen from this long term perspective, Israel's recent 'boom' – assuming there is one – is a blip on a long term downtrend. Despite its three decades of liberalisation, enterprising genius and military testing, Israel hasn't been able to deliver anything close to 'China-like,' or even 'India-like,' growth rates.

Of course, one could reasonably contest this comparison. Obviously, it is misleading to contrast Israel – a mature capitalist society – with 'emerging markets' such as China and India.

But, then, Israel hasn't done that well relative to mature capitalist countries either. The top series in Figure 1 shows the ratio between Israel's per capita GDP and that of the United States, plotted against the right-hand scale.

Like with China and India, here too Israel outperformed till the mid 1970s and underperformed thereafter. Its per capita GDP fell from a high of 62 per cent of the United States' in 1975, to 57 per cent in 2005.

### **Where Have All the Capitalists Gone?**

So there is nothing very miraculous about the Israeli economy. But, then, this preoccupation with the 'Israeli economy' is itself misleading.

Measures of national growth rates, GDP per capita, unemployment and the like may be of great importance for most Israelis. But they are irrelevant for Israeli capitalists.

There are two main reasons for this assertion. First, and more generally, capitalists are interested not in the growth of 'material' output and the so-called 'real' capital stock, but in the expansion of their financial assets. And as strange as it may sound, the 'real' world of economic performance and the 'nominal' world of finance often are unrelated and sometimes even move in opposite directions.[4]

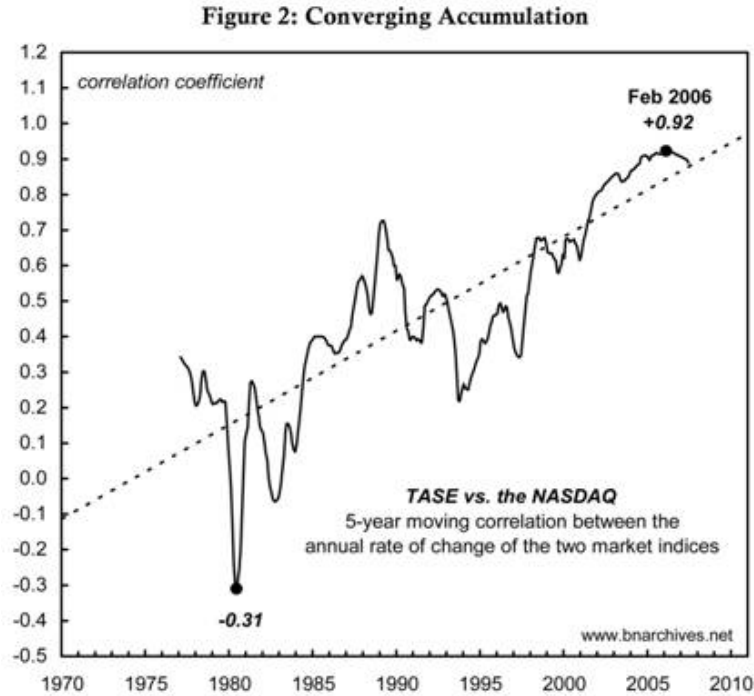
Second, and specifically for our purpose here, is the issue of identity. Economic measures do not matter for Israeli capitalists simply because there are very few 'Israeli' capitalists left.

Since the early 1990s, the opening up of Israel, both outward and inward, has created a massive flow of capital going in both directions. Global investors, transnational corporations, Russian oligarchs and money launders have all flocked into Israel. They bought up anything of value – bonds and stocks, entire companies and prime real estate, sport teams and local politicians. In parallel, domestic capitalists have diversified abroad: they took the proceeds of their local divestments and invested them outside Israel.

The net result of this bidirectional process has been the disappearance not only of the 'Israeli' capitalist class, but also of 'Israeli' companies.

Nowadays, all the large capitalists who happen to live in Israel (at least part of their time) have global investments that often eclipse their holdings in Israel proper. And practically all the leading corporations located in Israel are transnational – in operations, ownership, or both.

In other words, the issue is not that Israeli accumulation has become indifferent to Israeli politics, but rather that Israeli accumulation has become less and less 'Israeli.'



NOTE: The TASE (Tel Aviv Stock Exchange) index is based on splicing of IMF data (until December 1976), the General Index (January 1977 to March 1993) and the Mishtanim Index (April 1993 onward). Both the TASE and NASDAQ are expressed in \$US. The series displays monthly observations. The straight line going through the observations is a linear regression.

SOURCE: IMF and NASDAQ through Global Insight; TASE.

The consequence of this transnationalization of ownership is illustrated in Figure 2. The chart correlates the annual rates of growth of the Tel Aviv Stock Exchange (TASE) and of the NASDAQ (with underlying monthly data denominated in \$US). Each point in the series represents the correlation over the previous five years, with values ranging from a minimum of  $-1$  (indicating that the rates of growth of the two stock markets move exactly in opposite directions), through a mid-point of  $0$  (denoting that the two markets are unrelated), to a maximum of  $+1$  (when rates of growth move exactly in the same direction).

The trend depicted in the chart is unambiguous. During the 1980s, the two markets were more or less independent. The correlation between them was low and often negative. But over time, and particularly since the early 1990s, the transnationalization of 'Israeli' capital and capitalists has made the correlation tighter and tighter.

When we first plotted this relationship in 2001, the correlation coefficient approached  $0.7$ . By 2006, it reached  $0.92$ .<sup>[5]</sup> In non-technical language, this latter number suggests that, over the 2001-2006 period, 92 per cent of the variations in the TASE could be 'explained' by variations in the NASDAQ (it would be difficult to argue the opposite). And, indeed, since the two asset classes share similar owners, have similar sources of earnings, and float in similar pools of liquidity, there is really no reason why they shouldn't move together.

Thus, if the Israeli stock market is currently booming, it is not because of or despite the 'political situation.' It booms for the same reason the NASDAQ does. And if and when the TASE takes a nose dive, again, don't look for local or regional explanations. Just check the NASDAQ.

Of course, Israeli politics continues to matter in many different ways. It matters to the companies listed in Tel-Aviv insofar as it guarantees that the stock market can open every morning, and that their Israeli operations can function without hindrances. Domestic politics also matters insofar as it affects Middle East developments, and hence global accumulation, the NASDAQ and, therefore, . . . the TASE.

But formal politics matters not because it is public. It matters precisely because it is anti public. As long as the country's patriotic 'politicians' and 'public officials' remain obedient to capital in the name of democracy, and as long as the cost of bribing them remains reasonably low, the resulting boom of private accumulation will remain mysteriously 'delinked' from the fracturing of public life and the disintegration of autonomy and democracy.

### Notes

[1] Nechemia Strassler, Buy Me Gaidamak, Hebrew. Ha'aretz, June 13, 2007.

[2] Thomas Friedman, Israel Discovers Oil, The New York Times, June 10, 2007.

[3] Naomi Klein, How War was Turned into a Brand, Guardian, June 16, 2007.

[4] See our recent Hebrew monograph, The Gods Failed, the Priest Lied, May 2007, and the more general discussion in our Elementary Particles of the Capitalist Mode of Power, October 2006.

[5] For the early estimates, see Jonathan Nitzan and Shimshon Bichler, The Global Political Economy of Israel, London: Pluto Press, 2002, Figure 6.6, p. 355.

The authors' publications can be consulted at the [Bichler Nitzan Archive](#)

*[Global Research Articles by Shimshon Bichler](#)*

*[Global Research Articles by Jonathan Nitzan](#)*

---

Disclaimer: The views expressed in this article are the sole responsibility of the author and do not necessarily reflect those of the Centre for Research on Globalization.

[To become a Member of Global Research](#)

The CRG grants permission to cross-post original Global Research articles on community internet sites as long as the text & title are not modified. The source and the author's copyright must be displayed. For publication of Global Research articles in print or other forms including commercial internet sites, contact: [crgeditor@yahoo.com](mailto:crgeditor@yahoo.com)

[www.globalresearch.ca](http://www.globalresearch.ca) contains copyrighted material the use of which has not always been specifically authorized by the copyright owner. We are making such material available to our readers under the provisions of "fair use" in an effort to advance a better understanding of political, economic and social issues. The material on this site is distributed without profit to those who have expressed a prior interest in receiving it for research and educational purposes. If you wish to use copyrighted material for purposes other than "fair use" you must request permission from the copyright owner.

For media inquiries: [crgeditor@yahoo.com](mailto:crgeditor@yahoo.com)

© Copyright Shimshon Bichler, Global Research, 2007

The url address of this article is: [www.globalresearch.ca/index.php?context=va&aid=6234](http://www.globalresearch.ca/index.php?context=va&aid=6234)

---

[Privacy Policy](#)

© Copyright 2005-2007 GlobalResearch.ca  
Web site engine by [Polygraphx Multimedia](#) © Copyright 2005-2007